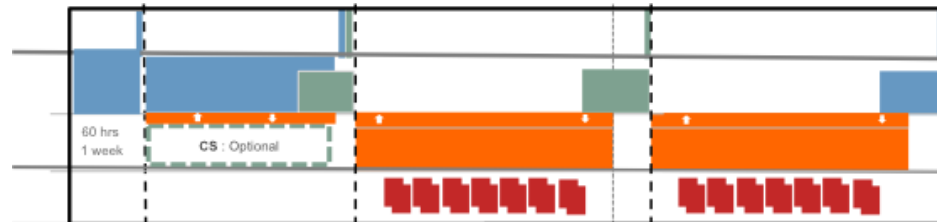


The PRINCE2® Product Map & Timeline Diagram

By Frank Turley
Management-Plaza.com

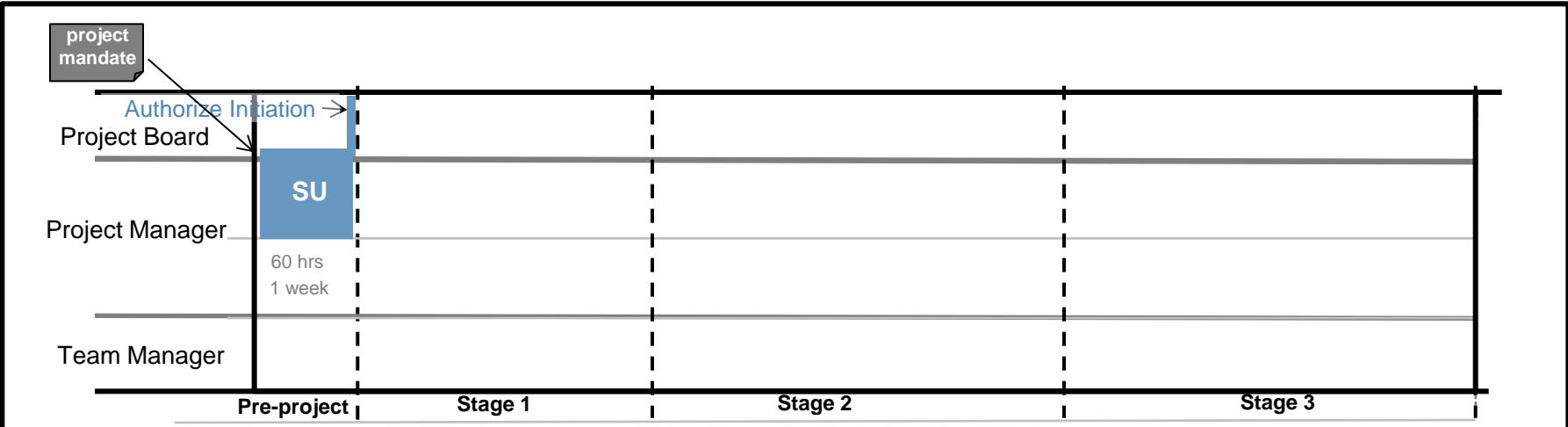


*The Swirl logo™ is a trade mark of AXELOS Limited.
PRINCE2® is a registered trade mark of AXELOS Limited.*

Presentation Introduction

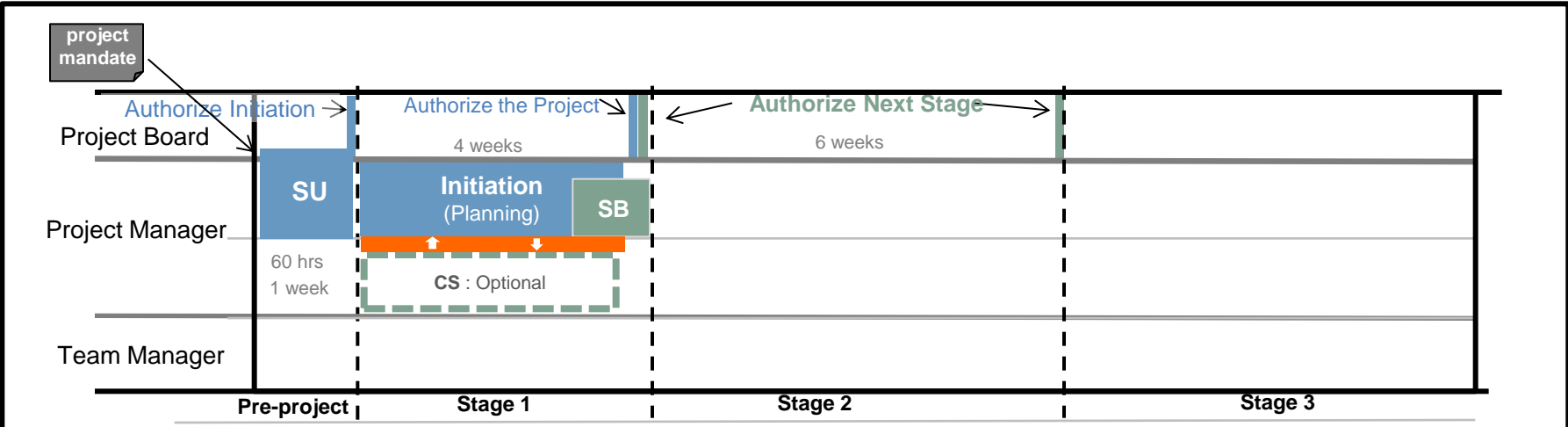
This course will present the following:

- Overview of a typical PRINCE2 project
- Documents created in each PRINCE2 process
- Type of information upper management needs
- Overview of the Project Manager does
- Where user requirements are gathered
- Where user products get produced
- Easy to relate PRINCE2 documents to processes

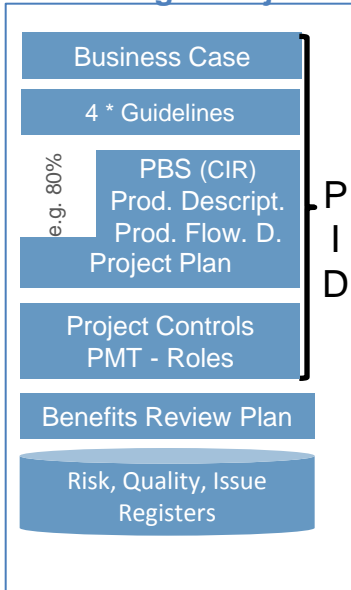


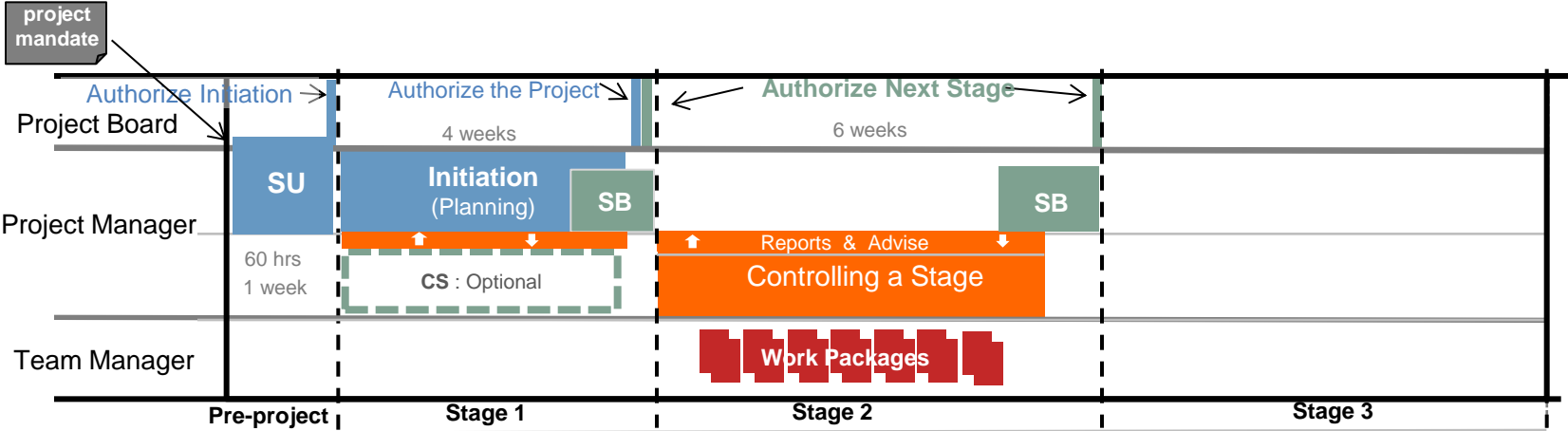
Starting Up

- Outline BC
 - PPD
 - Approach
 - PMT
- Project Brief
- IS Plan
- Lessons Log
Daily Log



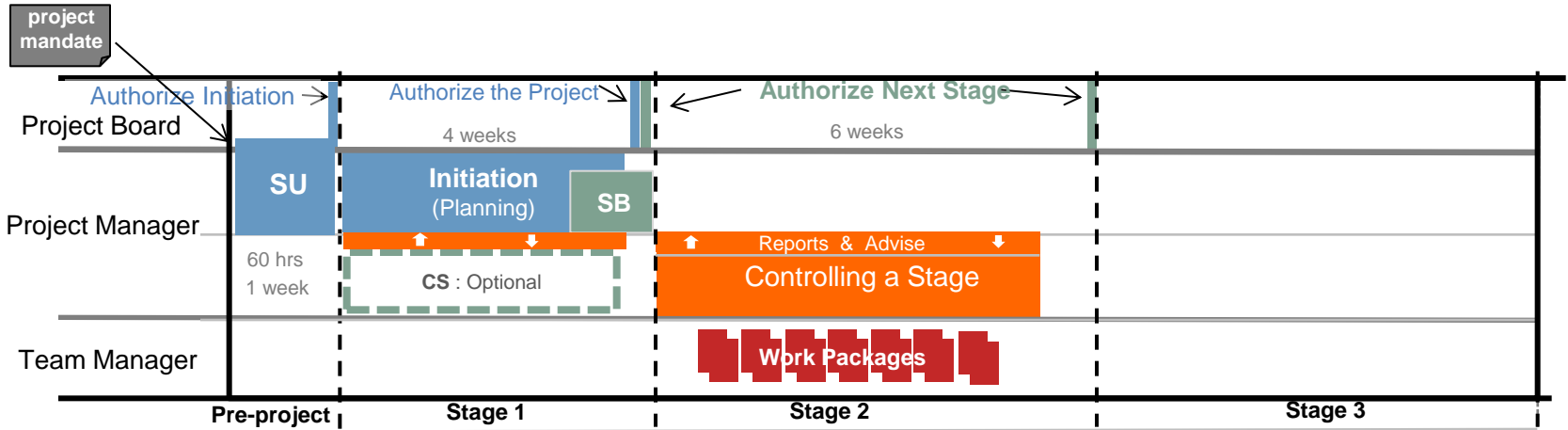
Initiating a Project





Stage Boundary

- Created
- End Stage Report
- Stage Plans
- Next Stage Plan or Exception Plan



Controlling a Stage

Created

- Highlight Reports
- Issue/Exc. Reports

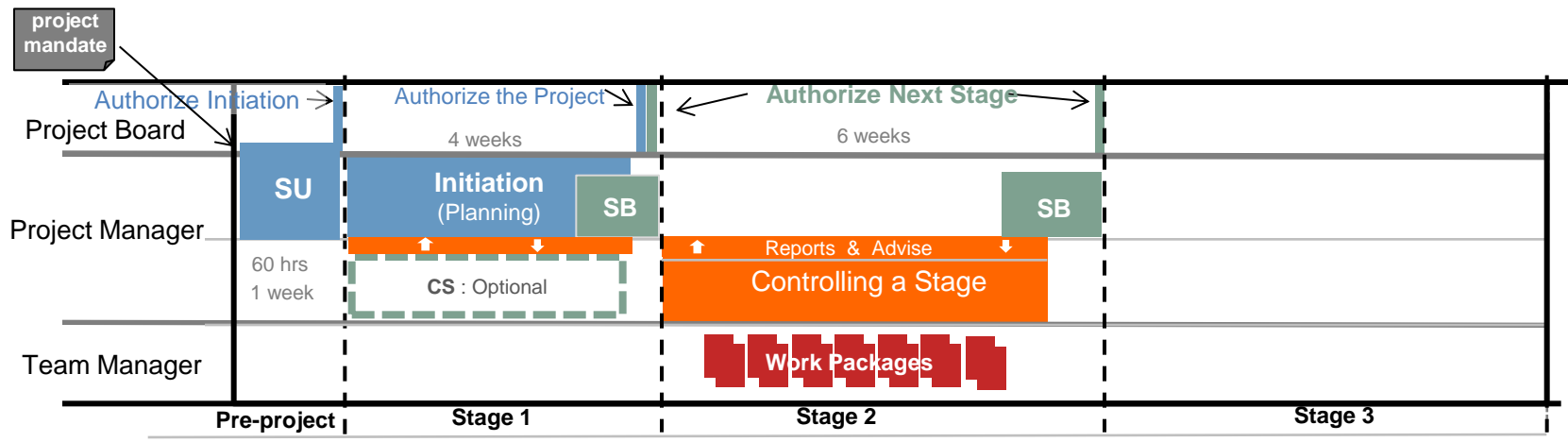
Update

- Risk Register
- Issue Register
- Lessons + Daily Log
- Config. Item Records

Work Packages Quality Register

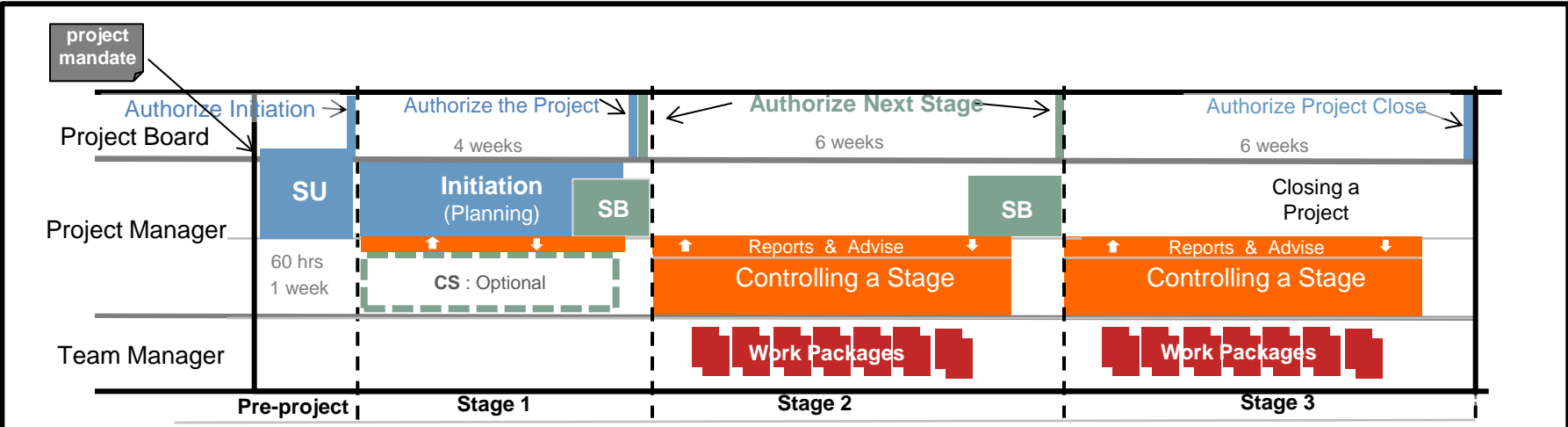
Product Delivery

- Team Plan
- Checkpoint Report
- Products



Stage Boundary

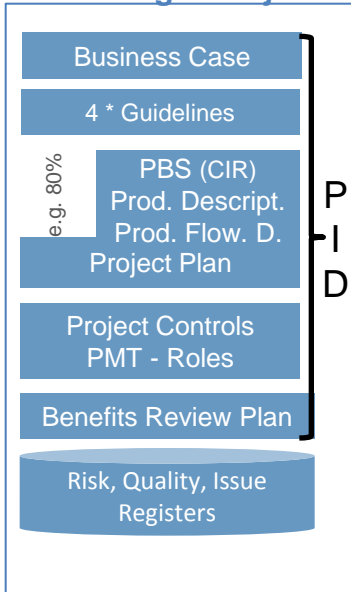
- Created
 - End Stage Report
- New requirements?
 - Next Stage Plan or Exception Plan
- Updated
 - Business Case
 - Project Plan



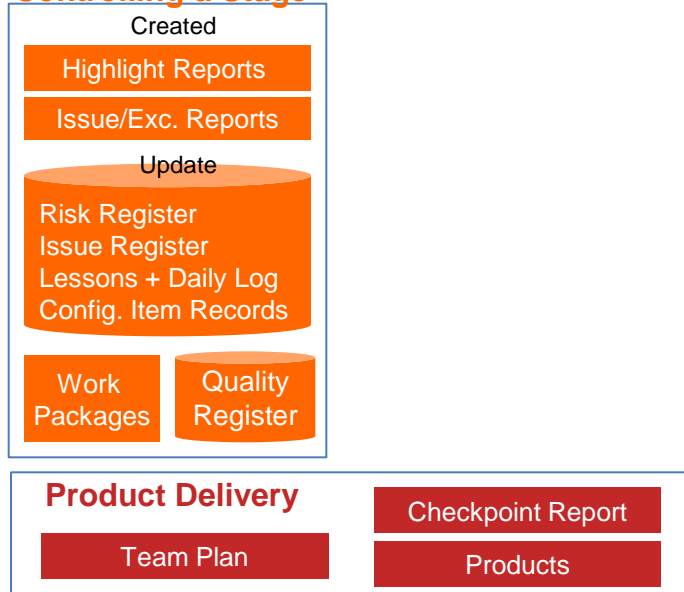
Starting Up

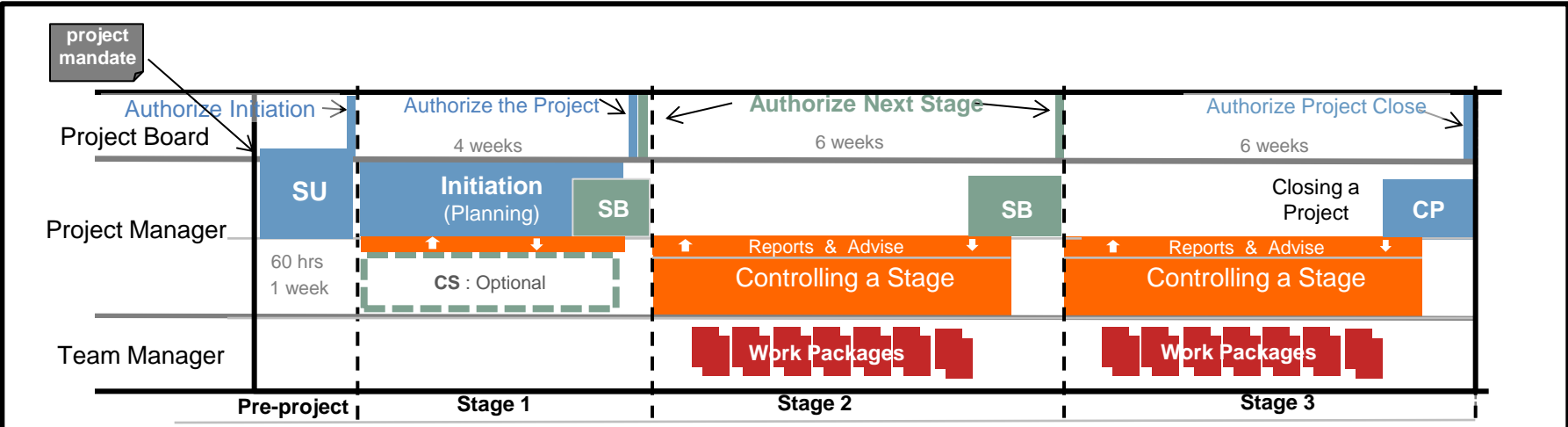


Initiating a Project



Controlling a Stage





Closing a Project

- Created
 - End Project Rpt
 - Follow on Actions
Issue Register/Changes
 - Lessons Report
 - Draft Closure Not.
 - + Proof of Acceptance
- Updated
 - Benefits Review Plan
 - Business Case
 - Project Plan
 - CIR docs (cmdb)

PPD – Project Product Description
PFD – Product Flow Diagram
IS Plan – Initiation Stage Plan

PDs – Product Descriptions
PBS – Product Breakdown Structure
PMT – Project Management Team

CIR – Configuration Item Records
Approach – Project Approach

The PRINCE2:2009 Management Product Map

Objective:

- Create a very simple overview of the Management Products in a PRINCE2® Project
- Use as a training aid for the Foundation and Practitioner courses

This PRINCE2® Management Product Map shows:

- When management products are created in a project (in which process)
- When management products are updated (Logs, Registers, BC, PP)
- Who creates these documents (most are created & updated by the Project Manager)
- The Inputs & Outputs for each process

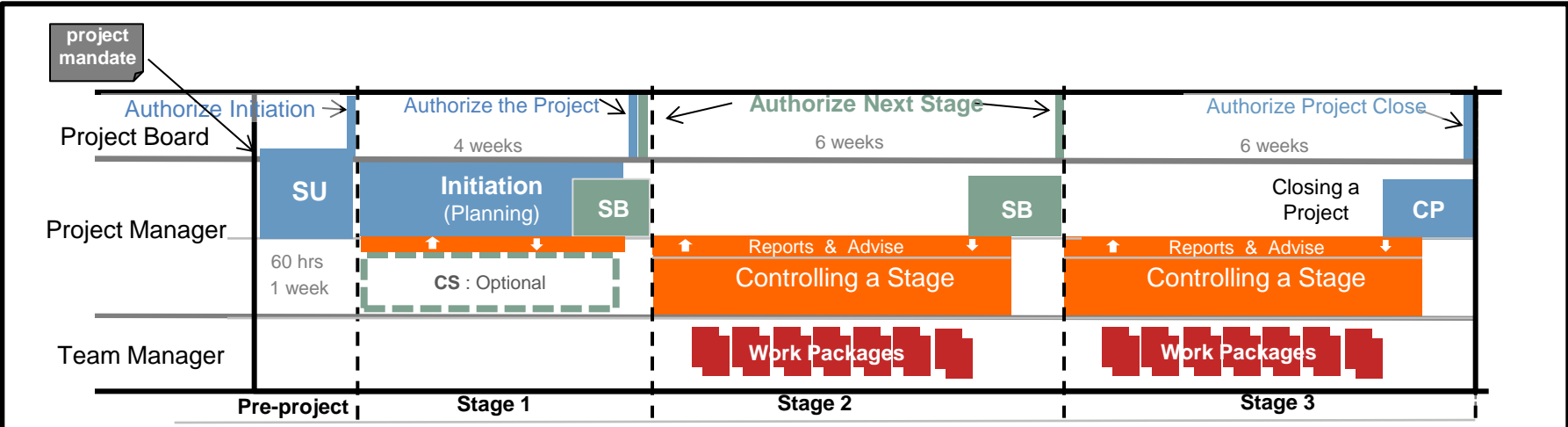
Theme Information

This diagram shows when the main Theme related documents are created & updated

- **Business Case:** Outline BC, Business Case
- **Risk:** Risk Mgmt Strategy, Risk Register,
- **Quality:** Quality Mgmt Strategy, Quality Register, Product Descriptions
- **Plans:** IS Plan, Project Plan, Stage Plan, Team Plan
- etc...

Source:

- Created by Frank Turley



Starting Up	Initiating a Project	Controlling a Stage	Stage Boundary	Closing a Project
<ul style="list-style-type: none"> -- Outline BC* -- PPD -- Approach -- PMT <p>Project Brief</p> <p>IS Plan</p> <p>Lessons Log</p> <p>Daily Log</p>	<p>* Created by Executive</p> <p>Business Case*</p> <p>4 * Guidelines</p> <p>e.g. 80% PBS (CIR) Prod. Descript. Prod. Flow. D. Project Plan</p> <p>Project Controls PMT - Roles</p> <p>Benefits Review Plan</p> <p>Risk, Quality, Issue Registers</p>	<p>Created</p> <p>Highlight Reports</p> <p>Issue/Exc. Reports</p> <p>Update</p> <p>Risk Register</p> <p>Issue Register</p> <p>Lessons + Daily Log</p> <p>Config. Item Records</p> <p>Work Packages</p> <p>Quality Register</p> <p>Product Delivery</p> <p>Team Plan</p>	<p>Created</p> <p>End Stage Report</p> <p>New requirements?</p> <p>Next Stage Plan or Exception Plan</p> <p>Updated</p> <p>Business Case</p> <p>Project Plan</p> <p>Checkpoint Report</p> <p>Products</p>	<p>Created</p> <p>End Project Rpt</p> <p>Follow on Actions Issue Register/Changes</p> <p>Lessons Report</p> <p>Draft Closure Not. + Proof of Acceptance</p> <p>Updated</p> <p>Benefits Review Plan</p> <p>Business Case</p> <p>Project Plan</p> <p>CIR docs (cmdb)</p>