

How to study for the PRINCE2® Practitioner Exam

IPiazza N.V / Management Plaza is an Affiliate of TAG (an APMG accredited Training Organization) for PRINCE2®

1 How to Self-Study for the PRINCE2® Practitioner Exam

Self Study Steps : Study online to download to your PC, Tablet...	Time
Pre-Course material <ul style="list-style-type: none"> Best possible introduction to PRINCE2 using the Process Model 	2 hrs
PRINCE2 Self-Study course (Book & Audio Course) <ul style="list-style-type: none"> Read the PRINCE2 Practitioner Training Manual Or Listen to the PRINCE2 Audio course 	8-16hrs
PRINCE2 Learn Thru Questions <ul style="list-style-type: none"> Listen to or Read the 550 Q&Q You should be able to able to answer 80% of the questions 	8-12 hrs
Structure of the official PRINCE2 manual <ul style="list-style-type: none"> Learn the structure of the PRINCE2 Manual - know where to find info (The Practitioner Exam is open book, so it can help during the exam) Use post-it labels help you get to information quickly 	1-2 hrs
Learn to read and understand Exam Scenario's <ul style="list-style-type: none"> We show you how to read the exam scenario 	1 hr
Read through the full sample PRINCE2 Project "The Pen Project" <ul style="list-style-type: none"> This gives an example of how each PRINCE2 document is used and this is key to understanding how PRINCE2 works You can keep referring to this sample project during your study 	4 hrs
Practitioner Exam Paper 1 & 2 <ul style="list-style-type: none"> First learn the structure of the questions (different than Foundation) Do all questions in Exam Paper 1 and check your answers 	6-8 hrs
Practitioner Exam Paper 3 & 4 from Management Plaza <ul style="list-style-type: none"> These are two full extra exam papers from Management Plaza 	6-8 hrs
PRINCE2 Video Course <ul style="list-style-type: none"> Use this course to refresh your knowledge of PRINCE2 Foundation 	Optional
PRINCE2 Sample Project Exercises <ul style="list-style-type: none"> Do these exercises to get a better understanding of PRINCE2 	Optional
PRINCE2 Templates <ul style="list-style-type: none"> Learn how to read and understand the PRINCE2 templates This is also important for the PRINCE2 Practitioner Exam 	Optional
Total	28-49 hrs

Guaranteed Pass


We guarantee that you will pass the PRINCE2 Practitioner Exam if you follow these guidelines


[Click: Free evaluation of our full Practitioner Self Study course](#)



Our Online PRINCE2:2009 Practitioner Training Room at MgmtPlaza


- This is our training room where you can access all our training information
- Cost for Self Study course and exam: Visit our site and click on [SHOP](#)



2 The Practitioner Self Study Learning Room


 **PRINCE2 PRE-COURSE MATERIALS** - Toggle Topic 1





 **PRINCE2 AUDIO COURSE AND LEARN THRU QUESTIONS** - Topic 2


-  PRINCE2 Audio Course - Part I & II
-  PRINCE2 Q&A Audio Course - Part I & II



 **THE PRINCE2 PRACTITIONER BOOKS** - Toggle Topic 3


-  The PRINCE2 Practitioner Training Manual
-  The Learn PRINCE2 Thru Questions Book PDF document


 **PRINCE2 EXAM GUIDANCE** - Toggle Topic 4


-  PRINCE2 Exam Syllabus
-  Practitioner Exam Guidance
-  Exam Tips - Get 6%-10% extra
-  Tip: How to Read the Scenario in Exam Paper





 **PRINCE2 PRACTITIONER TEST EXAMS** - Toggle Topic 5

-  PRINCE2 Practitioner Test Exam - EX02
-  PRINCE2 Practitioner Test Exam - EX03

 **PRINCE2 TEMPLATE EXAMPLES** - Toggle Topic 6

 **PRINCE2 Video Training** - Toggle Topic 7

 **Sample Project - Practitioner Classroom Exercises from MP** - Topic 8

-  Sample Project Introduction
-  Exercise 01 - Appoint Executive & PM
-  Exercise 02 - Lessons
-  Exercise 03 - Project Management Team
-  Exercise 04 - Project Approach
-  Exercise 05 - Create the Project Product Description
-  Exercise 06 - Create outline Business Case

3 How to prepare for a PRINCE2 Practitioner Classroom training

If you have recently done the Foundation Course or work in a PRINCE2 environment, then you find it easy to prepare for a Practitioner classroom training. The information is the same, you just need to know it a lot better.

Steps to prepare for the Practitioner Classroom Training	Time
PRINCE2:2009 Pre-Course material <ul style="list-style-type: none"> • Be able to answer 95% of the pre-course questions • Be able to draw the Process Model diagram 	0-2 hrs
PRINCE2:2009 Self-Study course <ul style="list-style-type: none"> • Read the PRINCE2 Training Manual / Listen to Audio course • Or Listen to the PRINCE2 Audio course 	4-16hrs
PRINCE2:2009 Learn Thru Questions <ul style="list-style-type: none"> • Listen to or Read the 550 Q&Q • You should be able to able to answer 80% of the questions 	5-12 hrs
Structure of the official PRINCE2:2009 manual <ul style="list-style-type: none"> • Learn the structure of the PRINCE2 Manual - know where to find info • (The Practitioner Exam is open book, so it can help during the exam) • Use post-it labels help you get to information quickly 	1-2 hrs
Practice the Practitioner Exams <ul style="list-style-type: none"> • Learn the structure of the questions (different than Foundation) • Do some of the questions in sample 1 paper and check your answers 	2 hrs
Total	12-34 hrs

Comments

- Make use of the Audio course, book and the Q&A to learn PRINCE2
- Try to answer some (2 to 4) of the questions in the sample exam paper
- Note: Most of the classroom course will be spent answering these sample papers.